

## LIST OF ROLMONICA ROLLS

(CONTINUED)

R-270 Rose Marie  
 R-271 Dites-Moi Ma Mere } Latest Hits  
 R-272 Miralda } From Paris  
 R-273 Angela Mia (My Angel)  
 R-274 Jeannine, I Dream of Lilac Time  
 R-275 Hallelujah, I'm a Bum  
 R-276 Old Man River (From "Show Boat")  
 R-277 Chiquita  
 R-278 Where in the World is there Someone for me.  
 S-279 Onward Christian Soldiers  
 S-280 Silent Night  
 S-281 O Come all Ye Faithful  
 S-282 Joy to the World  
 S-283 Hark! The Herald Angels Sing  
 S-284 O Little Town of Bethlehem  
 S-285 It Came Upon a Midnight Clear  
 S-286 Angels from the Realms of Glory  
 S-287 The First Noel  
 S-288 Jingle Bells  
 S-289 We Three Kings of the Orient Are

R-290 Just Another Night  
 R-292 Out of the Dawn  
 R-293 Roses of Yesterday  
 R-294 Do You? That's All I Want to Know  
 R-295 That's My Mummy  
 R-296 If You Don't Love Me  
 R-297 Memories of France  
 R-298 Too Busy  
 R-299 There's a Rainbow Around My Shoulder  
 R-300 I'd Rather Cry Over You  
 R-301 Don't Be Like That  
 R-302 Anita  
 R-303 I'm Sorry Sally  
 R-304 Sally of My Dreams  
 R-305 It Goes Like This, That Funny Melody  
 R-306 Neapolitan Nights  
 R-307 Happy Days and Lonely Nights  
 R-308 U. S. Field Artillery March  
 R-309 High up on a Hilltop  
 R-310 Sweethearts on Parade  
 R-311 Everybody Loves You  
 R-312 Marie  
 R-313 Oh! Susanna  
 R-314 Little Mother  
 R-315 She's Funny That Way  
 R-316 Whatcha Gonna Do, Do Now  
 R-317 That's Her Now  
 R-318 Guess Who  
 R-319 Withered Roses  
 R-320 Dusky Stevedore  
 R-321 Carolina Moon  
 R-322 Outside  
 R-323 Sleep Baby Sleep  
 R-324 A Lonesome Boy's Rosary  
 R-325 The Old Grey Mare  
 R-326 I Faw Down an' Go Boom  
 R-327 I'll Get By  
 R-328 Sailing Along to Hawaii  
 R-329 Betty  
 R-330 Billy  
 R-331 My Mother's Eyes  
 R-332 The Goodnight Waltz  
 R-333 Where Is My Mamma  
 R-334 Twelfth Street Rag  
 R-335 I'll Never Ask for More  
 R-336 My Angeline  
 R-337 Alexander's Ragtime Band  
 R-338 The Song I Love  
 R-339 The Sun Is at My Window  
 R-340 Think of Me Thinking of You  
 R-341 Wear a Hat with a Silver Lining  
 R-342 Paradise  
 R-343 That's What Puts the Sweet in Home, Sweet Home  
 R-344 Little Irish Rose  
 R-345 Avalon Town

R-346 Who Wouldn't Be Jealous of You?  
 R-347 Olaf (You Oughta Hear Olaf Laff)  
 R-348 There's a Four Leaf Clover in My Pocket  
 R-349 Mississippi (Here I Am)  
 R-350 That's the Good Old Sunny South  
 R-351 All by Yourself in the Moonlight  
 R-352 Button Up Your Overcoat  
 R-353 Weary River  
 R-354 Then Came the Dawn

## A PLAYER PIANO IN YOUR POCKET

You don't have to spend a year or more to learn how to play---

Just turn the crank  
Rolmonica does the rest

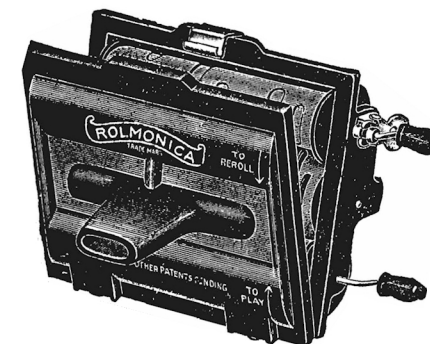
Each Instrument Packed  
Complete With Four Rolls.

**\$2.50**

Extra Rolls 10c Each



## Player Harmonica INSTRUCTIONS



PATENTED 1-3-25 6-5-28  
OTHER PATENTS PENDING

*The Only Harmonica That  
Plays With a Music Roll  
Anyone can  
Play It.*

Manufactured Only By

**The Rolmonica Music Co.**

**BALTIMORE, MD.**

**NEW ROLLS ISSUED EVERY MONTH  
ASK YOUR DEALER**

## Directions For Playing The ROLMONICA

## LIST OF ROLMONICA ROLLS

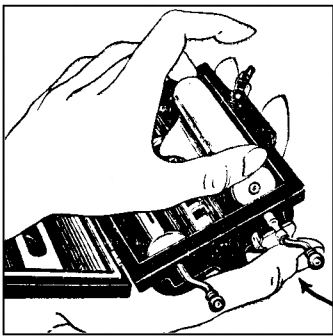


ILLUSTRATION  
No. 1  

---

**TO REMOVE OR  
INSERT ROLL**




ILLUSTRATION  
No. 2  

---

**CORRECT  
POSITION OF  
ROLL TO PLAY**



ILLUSTRATION  
No. 3  

---

**TO PLAY**

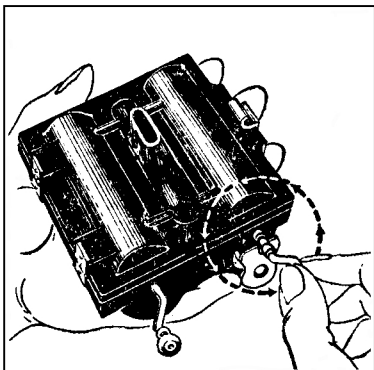


ILLUSTRATION  
No. 4  

---

**TO RE-ROLL**

To play ROLMONICA, hold the hinged edge of case towards you as shown in illustration No. 2. This position will place the crank handles on your right. ROLMONICA plays the same when you inhale as when you exhale therefore breathe IN and OUT through the mouthpiece as your comfort and convenience dictates and at the same time turning crank nearest to you in the direction indicated by arrow marked TO PLAY as shown on top of case and in illustration No. 3. It is not necessary to take long deep breaths to play ROLMONICA as best results are obtained by breathing IN and OUT NATURALLY. When playing ROLMONICA turn crank SLOWLY until you acquire the desired musical time.

### TO INSERT NEW ROLL IN ROLMONICA

Simply re-roll the music roll you have been playing by turning the spool handle marked RE-ROLL as shown in illustration No. 4 until it is entirely free from the spool marked TO PLAY. Then place ROLMONICA in right hand placing thumb on crank lever as shown in illustration No. 1. Press firmly on lever which will release crank so that roll can be removed with left hand. Insert new roll in the place of roll removed using same method as when removing roll. Be sure that end of roll with the small slot is on the crank side otherwise roll will not fit properly. Slip pointed end of paper of new roll into the slot provided in the wooden spool as shown in illustration No. 2 and turn in direction indicated by arrow marked TO PLAY until perforations appear; then close case, fasten with clasp and play according to directions.

### CORRECT POSITION OF ROLL

Care must be taken to reload ROLMONICA correctly. Illustration No. 2 shows roll in position ready to play, also, as it should look when operator has re-rolled same after playing. The paper must lie flat on tracker bar and crank handles must always be turned as arrows indicate. If these directions are carried out, ROLMONICA will always play.

### TO RE-ROLL

To re-roll ROLMONICA turn crank marked RE-ROLL in direction indicated by arrow as shown in illustration No. 4 and on case, until all the perforations in the music roll have been rewound, then operate as before to play again, or roll may be removed according to the above directions.

Should the harmonica or any other parts in your instrument eventually wear out or become unfit for use by accident or misuse, write us and we will advise you how same can be repaired.

- S-201 Home Sweet Home
- S-202 Turkey in Straw
- S-203 Kentucky Home
- S-204 America
- S-205 Swanee River
- S-206 Old Black Joe
- S-207 Annie Laurie
- S-208 Mocking Bird
- S-209 Maryland My Maryland
- S-210 Endearing Young Charms
- S-211 Carry Me Back to Old Virginny
- S-212 Hot Time in The Old Town
- R-213 My Blue Heaven
- S-214 Coming Thru The Rye
- S-215 Marching Thru Georgia
- S-216 Silver Threads Among The Gold
- S-217 When You and I Were Young Maggie
- S-218 Sidewalks of New York (East Side West Side)
- S-219 Humoresque
- S-220 Yankee Doodle
- S-221 Over The Waves
- R-222 My Wild Irish Rose
- R-223 Let Me Call You Sweetheart
- R-224 Long Long Trail
- S-226 Sweet Rosie O'Grady
- S-227 Massa's in The Cold Cold Ground
- S-229 O'Sol Mio
- S-230 Oh, Marie, Oh, Marie
- S-231 Auch Du Leiber Augustin
- R-232 Among My Souvenirs
- R-233 There Must Be a Silver Lining
- R-234 Dream Kisses
- R-235 Sunshine
- S-236 Star Spangled Banner
- S-237 Loves Old Sweet Song
- R-238 Did You Mean It
- R-239 Kiss Me Again
- S-240 Where The River Shannon Flows
- S-241 John Brown's Body
- S-242 Merry Widow Waltz
- S-243 In The Good Old Summer Time
- S-244 Perfect Day
- S-245 Dixie
- S-246 Mighty Lak a Rose
- S-247 Aloha Oe
- S-248 Georgia Camp Meeting Cake Walk
- R-249 Wait till the Sun Shines Nellie
- R-250 Little House Upon the Hill
- S-251 Too Much Mustard
- R-252 Ramona
- S-253 Juanita
- S-254 Wearing of the Green
- S-255 Madelon
- S-256 Hail B. & O.
- S-257 Nursery Rhymes
- S-258 Annie Rooney
- R-259 Mary Ann
- R-260 After My Laughter Came Tears
- S-261 When Irish Eyes are Smiling
- R-262 Tomorrow
- R-263 Beautiful
- R-264 Good Night
- R-265 Constantinople
- R-266 In the Evening
- R-267 Beloved
- R-268 So Tired
- R-269 That's My Weakness Now